

GLOBAL
EDITION



University Physics

with Modern Physics

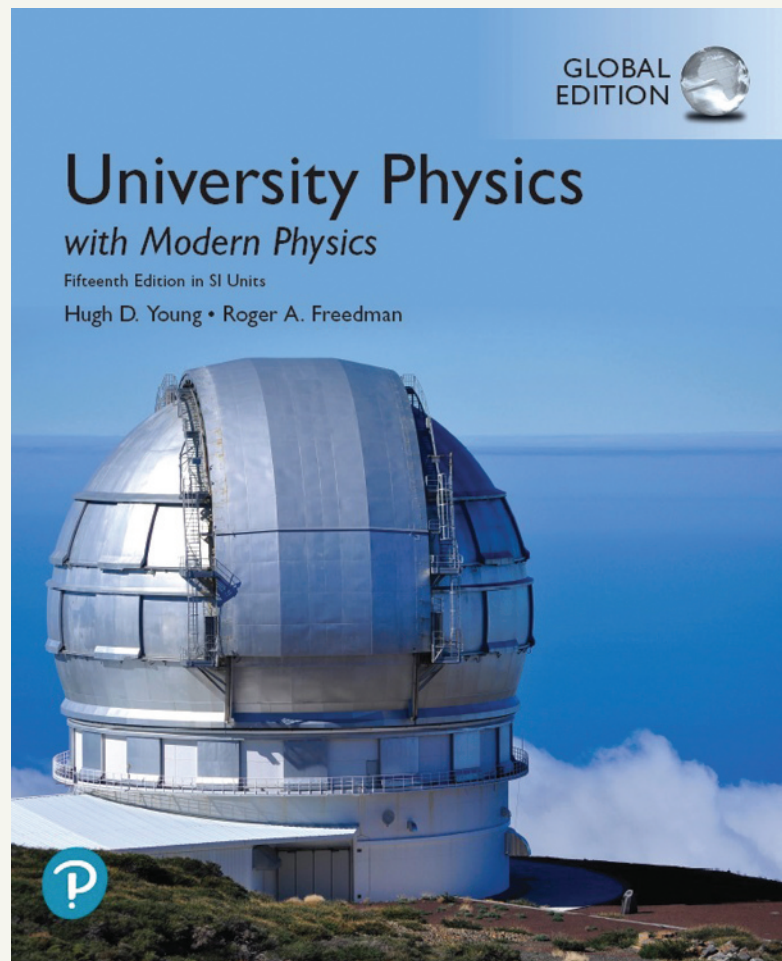
Fifteenth Edition in SI Units

Hugh D. Young • Roger A. Freedman



Practice makes perfect: Guided practice helps students develop into expert problem solvers

The new **15th Edition of *University Physics with Modern Physics, in SI units***, draws on data insights from hundreds of faculty and thousands of student users to address one of the biggest challenges for students in introductory physics courses: seeing the connections between worked examples in their textbook and related homework or exam problems. This edition offers multiple resources to address students' tendency to focus on the objects, situations, numbers, and questions posed in a problem, rather than recognizing the underlying principle or the problem's type. **Mastering™ Physics** gives students instructional support and just-in-time remediation as they work through problems.



Guided practice features to help...

EXAMPLE 7.1 Height of a baseball from energy conservation

WITH **√**ARIATION PROBLEMS

You throw a 0.145 kg baseball straight up, giving it an initial velocity of magnitude 20.0 m/s. Find how high it goes, ignoring air resistance.

IDENTIFY and SET UP After the ball leaves your hand, only gravity does work on it. Hence total mechanical energy is conserved, and we can use Eq. (7.4). We take point 1 to be where the ball leaves your hand and point 2 to be where it reaches its maximum height. As in Fig. 7.2, we take the positive y -direction to be upward. The ball's speed at point 1 is $v_1 = 20.0$ m/s; at its maximum height it is instantaneously at rest, so $v_2 = 0$. We take the origin at point 1, so $y_1 = 0$ (Fig. 7.4). Our target variable, the distance the ball moves vertically between the two points, is the displacement $y_2 - y_1 = y_2 - 0 = y_2$.

EXECUTE We have $y_1 = 0$, $U_{\text{grav},1} = mgy_1 = 0$, and $K_2 = \frac{1}{2}mv_2^2 = 0$. Then Eq. (7.4), $K_1 + U_{\text{grav},1} = K_2 + U_{\text{grav},2}$, becomes

$$K_1 = U_{\text{grav},2}$$

As the energy bar graphs in Fig. 7.4 show, this equation says that the kinetic energy of the ball at point 1 is completely converted to gravitational potential energy at point 2. We substitute $K_1 = \frac{1}{2}mv_1^2$ and $U_{\text{grav},2} = mgy_2$ and solve for y_2 :

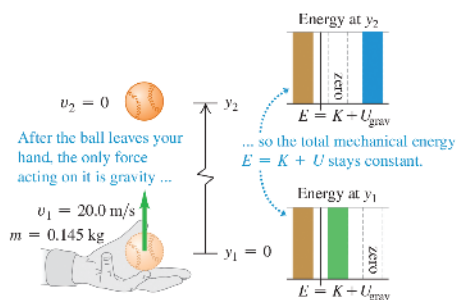
$$\begin{aligned} \frac{1}{2}mv_1^2 &= mgy_2 \\ y_2 &= \frac{v_1^2}{2g} = \frac{(20.0 \text{ m/s})^2}{2(9.80 \text{ m/s}^2)} = 20.4 \text{ m} \end{aligned}$$

EVALUATE As a check, use the given value of v_1 and our result for y_2 to calculate the kinetic energy at point 1 and the gravitational potential energy at point 2. You should find that these are equal: $K_1 = \frac{1}{2}mv_1^2 = 29.0$ J and $U_{\text{grav},2} = mgy_2 = 29.0$ J. Note that we could have found the result $y_2 = v_1^2/2g$ by using Eq. (2.13) in the form $v_2^2 = v_1^2 - 2g(y_2 - y_1)$.

What if we put the origin somewhere else—for example, 5.0 m below point 1, so that $y_1 = 5.0$ m? Then the total mechanical energy at point 1 is part kinetic and part potential; at point 2 it's still purely potential because $v_2 = 0$. You'll find that this choice of origin yields $y_2 = 25.4$ m, but again $y_2 - y_1 = 20.4$ m. In problems like this, you are free to choose the height at which $U_{\text{grav}} = 0$. The physics doesn't depend on your choice.

KEYCONCEPT Total mechanical energy (the sum of kinetic energy and gravitational potential energy) is conserved when only the force of gravity does work.

Figure 7.4 After a baseball leaves your hand, total mechanical energy $E = K + U$ is conserved.



NEW! Worked Example Key Concept statements

appear at the end of every example, providing a brief summary of the key idea used in the solution to consolidate what was most important and what can be broadly applied to other problems, helping students identify strategies that can be used in future problems.

P. 232

NEW! Key Example Variation Problems in the new Guided Practice section at the end of each chapter are based on selected worked examples. They build in difficulty by changing scenarios, swapping the knowns vs. unknowns, and adding complexity and/or steps of reasoning to provide the most helpful range of related problems that students must use the same basic approach to solve. Assignable in Mastering Physics, these “warm-up” exercises help students build problem-solving skills.

GUIDED PRACTICE

KEY EXAMPLE **√**ARIATION PROBLEMS

Be sure to review **EXAMPLES 7.1 and 7.2** (Section 7.1) before attempting these problems.

VP7.2.1 You throw a cricket ball (mass 0.156 kg) vertically upward. It leaves your hand moving at 12.0 m/s. Air resistance can be neglected. At what height above your hand does the ball have (a) half as much upward velocity, (b) half as much kinetic energy as when it left your hand?

VP7.2.2 You toss a rock of mass m vertically upward. Air resistance can be neglected. The rock reaches a maximum height h above your hand. What is the speed of the rock when it is at height (a) $h/4$ and (b) $3h/4$?

VP7.2.3 You throw a tennis ball (mass 0.0570 kg) vertically upward. It leaves your hand moving at 15.0 m/s. Air resistance cannot be neglected, and the ball reaches a maximum height of 8.00 m. (a) By how much does the total mechanical energy decrease from when the ball leaves your hand to when it reaches its maximum height? (b) What is the magnitude of the average force of air resistance?

VP7.2.4 You catch a volleyball (mass 0.270 kg) that is moving downward at 7.50 m/s. In stopping the ball, your hands and the volleyball descend together a distance of 0.150 m. (a) How much work do your hands do on the volleyball in the process of stopping it? (b) What is the magnitude of the force (assumed constant) that your hands exert on the volleyball?

P. 253

...develop problem-solving skills

BRIDGING PROBLEM Entropy Changes: Cold Ice in Hot Water

An insulated container of negligible mass holds 0.600 kg of water at 45.0°C. You put a 0.0500 kg ice cube at -15.0°C in the water (Fig. 20.23). (a) Calculate the final temperature of the water once the ice has melted. (b) Calculate the change in entropy of the system.

SOLUTION GUIDE

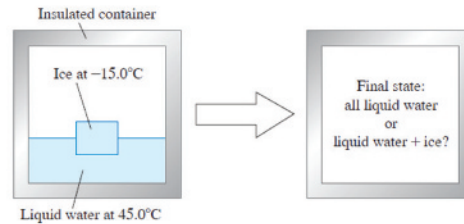
IDENTIFY and SET UP

1. Make a list of the known and unknown quantities, and identify the target variables.
2. How will you find the final temperature of the ice–water mixture? How will you decide whether or not all the ice melts?
3. Once you find the final temperature of the mixture, how will you determine the changes in entropy of (i) the ice initially at -15.0°C and (ii) the water initially at 45.0°C?

EXECUTE

4. Use the methods of Chapter 17 to calculate the final temperature T . (*Hint*: First assume that all of the ice melts, then write an equation which says that the heat that flows into the ice equals the heat that flows out of the water. If your assumption is correct, the final temperature that you calculate will be greater than 0°C. If your assumption is incorrect, the final temperature will be 0°C or less, which means that some ice remains. You'll then need to redo the calculation to account for this.)

Figure 20.23 What becomes of this ice–water mixture?



5. Use your result from step 4 to calculate the entropy changes of the ice and the water. (*Hint*: You must include the heat flow associated with temperature changes, as in Example 20.6, as well as the heat flow associated with the change of phase.)
6. Find the total change in entropy of the system.

EVALUATE

7. Do the signs of the entropy changes make sense? Why or why not?

P. 699

NEW! Bridging Problem Tutorials, now assignable in Mastering Physics, walk students through the problem-solving process and provide links to the eText and detailed Video Tutor Solutions. In the Study Area in Mastering, these Video Tutor Solutions, as well as ones for every Worked Example in the book, provide a virtual teaching assistant on a round-the-clock basis.

BRIDGING PROBLEM Entropy Changes: Cold Ice in Hot Water

An insulated container of negligible mass holds 0.600 kg of water at 45.0°C. You put a 0.0500-kg ice cube at -15.0°C in the water. (a) Calculate the final temperature of the water once the ice has melted. (b) Calculate the change in entropy of the system.

IDENTIFY and SET UP

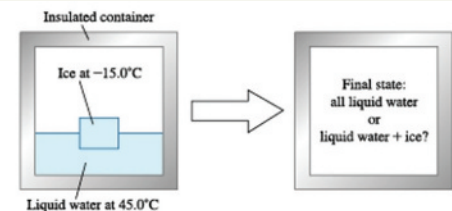
$$Q = mc \Delta T \quad Q = \pm mL$$

$$\Delta S = S_2 - S_1 = \int_1^2 \frac{dQ}{T}$$

$$dQ = mcdT$$

$$\Delta S = S_2 - S_1 = \frac{Q}{T} \quad (\text{isothermal})$$

$$\left\{ \begin{array}{l} L_f = 3.34 \times 10^5 \text{ J/kg} \\ c_w = 4190 \text{ J/(K} \cdot \text{kg)} \\ c_{ice} = 2100 \text{ J/(K} \cdot \text{kg)} \end{array} \right.$$



00:57 / 05:09

info

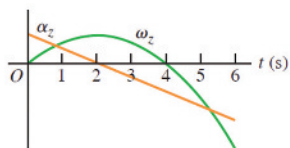


CC



Develop students' conceptual understanding of physics...

TEST YOUR UNDERSTANDING OF SECTION 9.1 The figure shows a graph of ω_z and α_z versus time for a particular rotating body. (a) During which time intervals is the rotation speeding up? (i) $0 < t < 2$ s; (ii) $2 \text{ s} < t < 4$ s; (iii) $4 \text{ s} < t < 6$ s. (b) During which time intervals is the rotation slowing down? (i) $0 < t < 2$ s; (ii) $2 \text{ s} < t < 4$ s; (iii) $4 \text{ s} < t < 6$ s.



ANSWER

(a) (i) and (iii). (ii) The rotation is speeding up when the angular velocity and angular acceleration have the same sign, and slowing down when they have opposite signs. Hence it is speeding up for $0 < t < 2$ s (both ω_z and α_z are positive) and for $4 \text{ s} < t < 6$ s (both ω_z and α_z are negative). Note that the body is rotating in one direction for $t < 4$ s (ω_z is positive) and in the opposite direction for $t > 4$ s (ω_z is negative).

P. 305

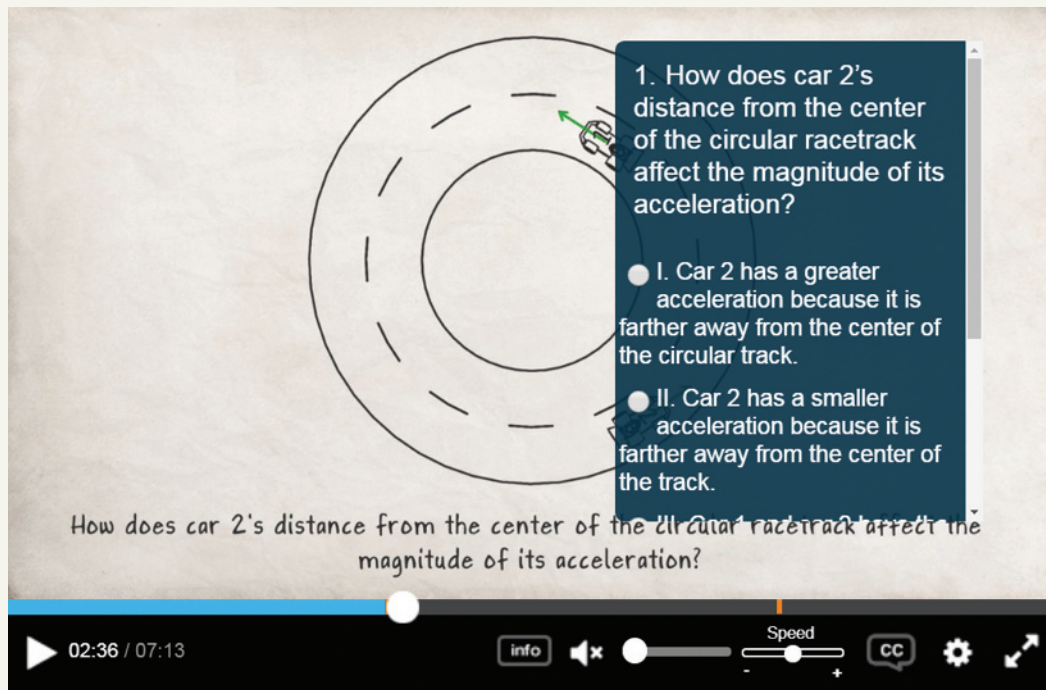
Test Your Understanding questions

at the end of most sections let students check their grasp of the material and use a multiple-choice or ranking-task format to probe for common misconceptions. The answers to these questions are now provided immediately after the question in order to encourage students to try them.



NEW! Direct Measurement Videos are short videos that show real situations of physical phenomena. Grids, rulers, and frame counters appear as overlays, helping students to make precise measurements of quantities such as position and time. Students then apply these quantities along with physics concepts to solve problems and answer questions about the motion of the objects in the video. These videos are assignable within Mastering.

...even before they come to class



1. How does car 2's distance from the center of the circular racetrack affect the magnitude of its acceleration?

- I. Car 2 has a greater acceleration because it is farther away from the center of the circular track.
- II. Car 2 has a smaller acceleration because it is farther away from the center of the track.

How does car 2's distance from the center of the circular racetrack affect the magnitude of its acceleration?

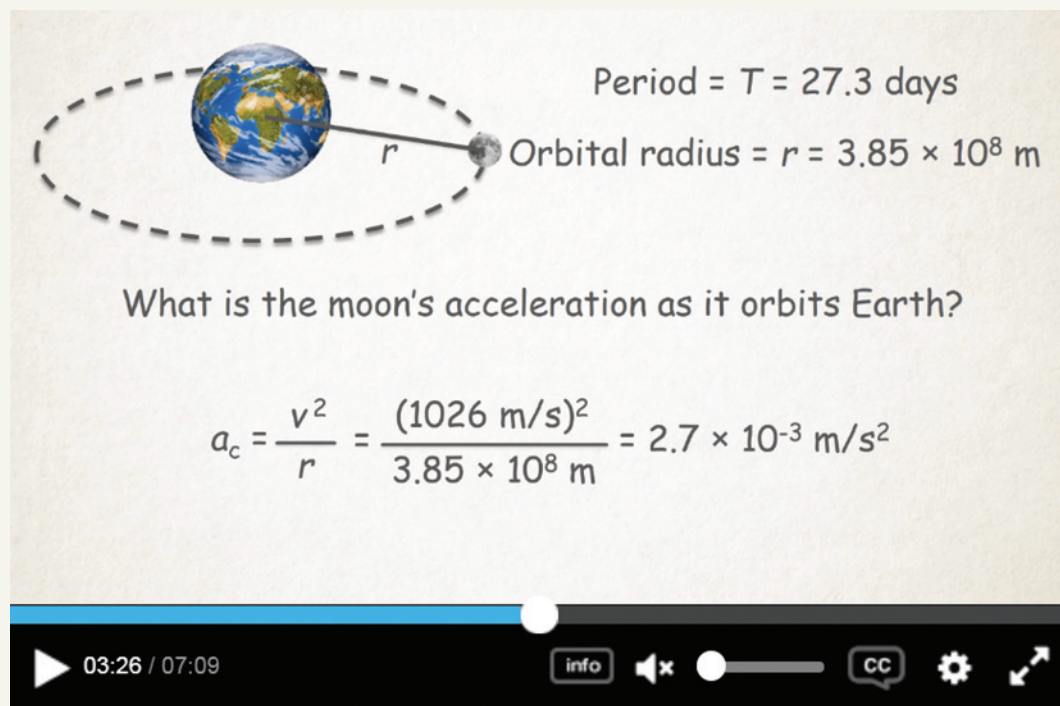
02:36 / 07:13

Conceptual Interactive Pre-lecture Videos

provide an introduction to key topics with embedded assessment to help students prepare before lecture and to help professors identify students' misconceptions. These videos are assignable within Mastering.

NEW! Quantitative Pre-lecture Videos

now complement the conceptual Interactive Pre-lecture Videos designed to expose students to concepts before class and help them learn how problems for a specific concept are worked. These videos are assignable within Mastering.



Period = $T = 27.3$ days

Orbital radius = $r = 3.85 \times 10^8$ m

What is the moon's acceleration as it orbits Earth?

$$a_c = \frac{v^2}{r} = \frac{(1026 \text{ m/s})^2}{3.85 \times 10^8 \text{ m}} = 2.7 \times 10^{-3} \text{ m/s}^2$$

03:26 / 07:09

Reach every student...

NEW! University Physics with Modern Physics, in SI units is now available in Pearson eText. Pearson eText is a simple-to-use, personalized reading experience available within Mastering. It allows students to easily highlight, take notes, and review key vocabulary all in one place—even when offline. Seamlessly integrated videos engage students and give them access to the help they need when they need it. Pearson eText is available within Mastering when packaged with a new book or as an upgrade students can purchase online.

Figure 6.13 Imparting kinetic energy to a cue ball.

When a billiards player hits a cue ball at rest, the ball's kinetic energy after being hit is equal to the work that was done on it by the cue.



The greater the force exerted by the cue and the greater the distance the ball moves while in contact with it, the greater the ball's kinetic energy.

The Meaning of Kinetic Energy

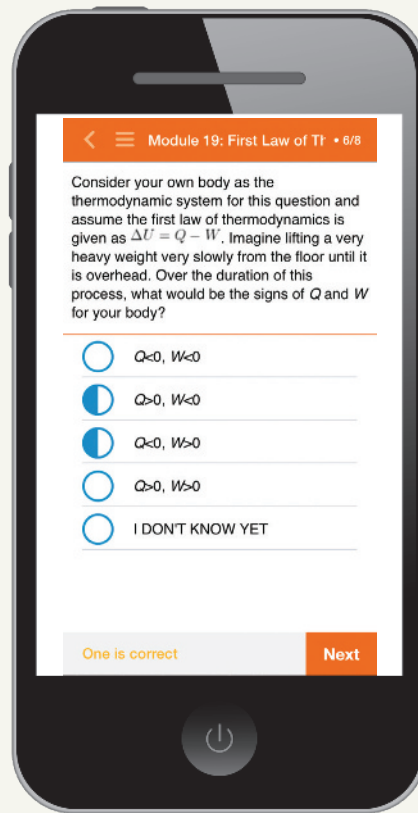
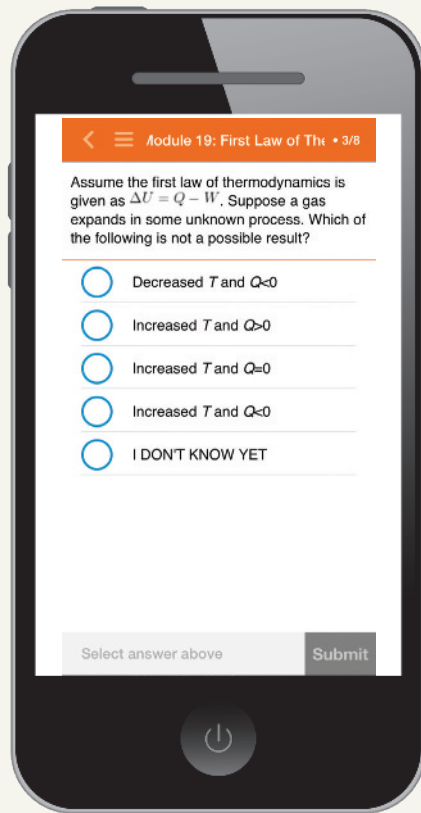
Example 6.4 gives insight into the physical meaning of kinetic energy. A particle of mass m is dropped from rest, and its kinetic energy when it hits the I-beam is equal to the work done on it up to that point by the net force. This result is true in general. The kinetic energy of a particle of mass m moving with a speed v must equal the change in kinetic energy from zero to $K = \frac{1}{2}mv^2$:

$$W_{\text{tot}} = K - 0 = K$$

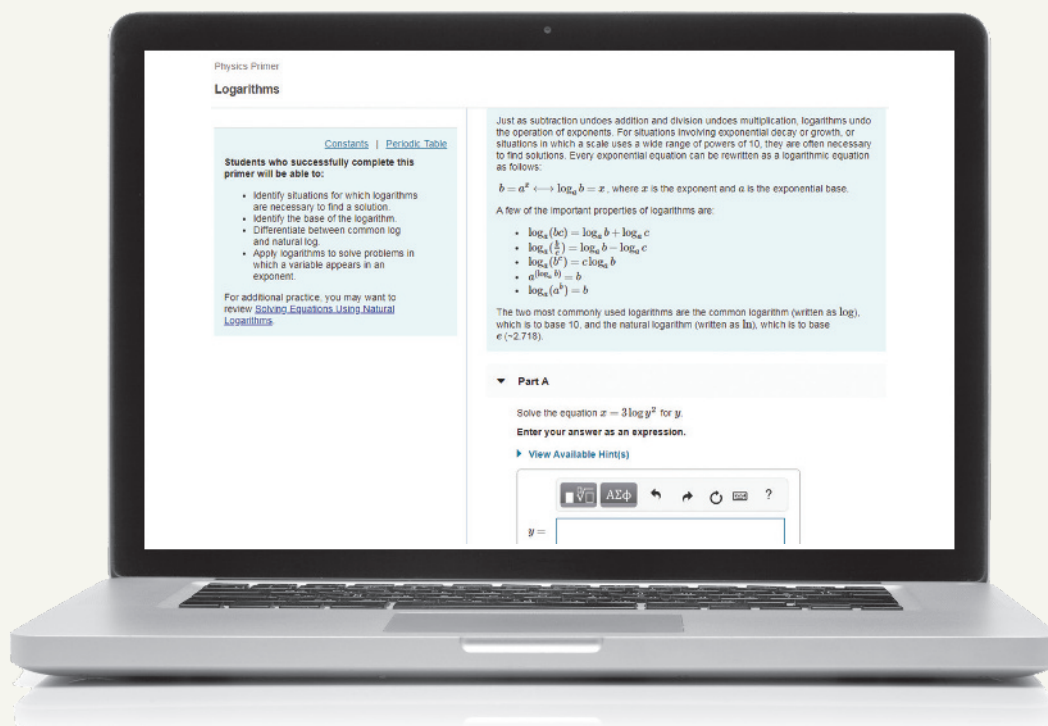
So the kinetic energy of a particle is equal to the total work done on it from rest to its present speed (Fig. 6.13). The definition of kinetic energy wasn't chosen at random; it's the *only* definition that agrees with the conservation of kinetic energy.

In the second part of Example 6.4 the kinetic energy of the ball is equal to the work done on it by the I-beam and drove it into the ground. This gives us another definition of kinetic energy: *The kinetic energy of a particle is equal to the total work done on it during the process of being brought to rest.* This is why you pull your hand back when you catch a ball. As the ball comes to rest, it does an amount of work (equal to the ball's initial kinetic energy) on your hand equal to the ball's initial kinetic energy.

...with Mastering Physics

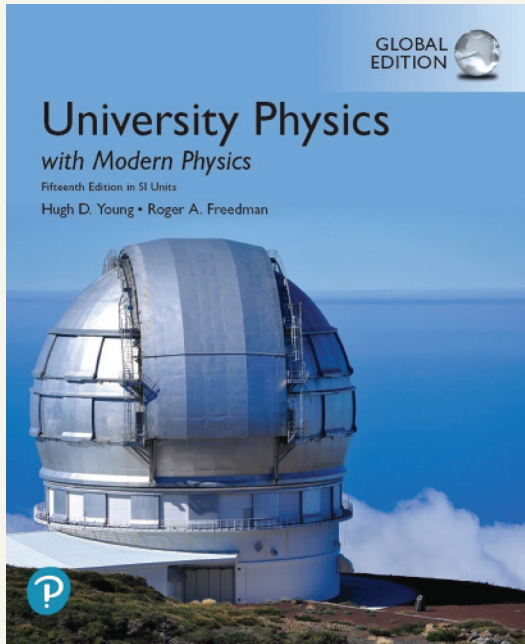


Dynamic Study Modules in Mastering Physics help students study effectively—and at their own pace—by keeping them motivated and engaged. The assignable modules rely on the latest research in cognitive science, using methods such as adaptivity, gamification, and intermittent rewards, to stimulate learning and improve retention.

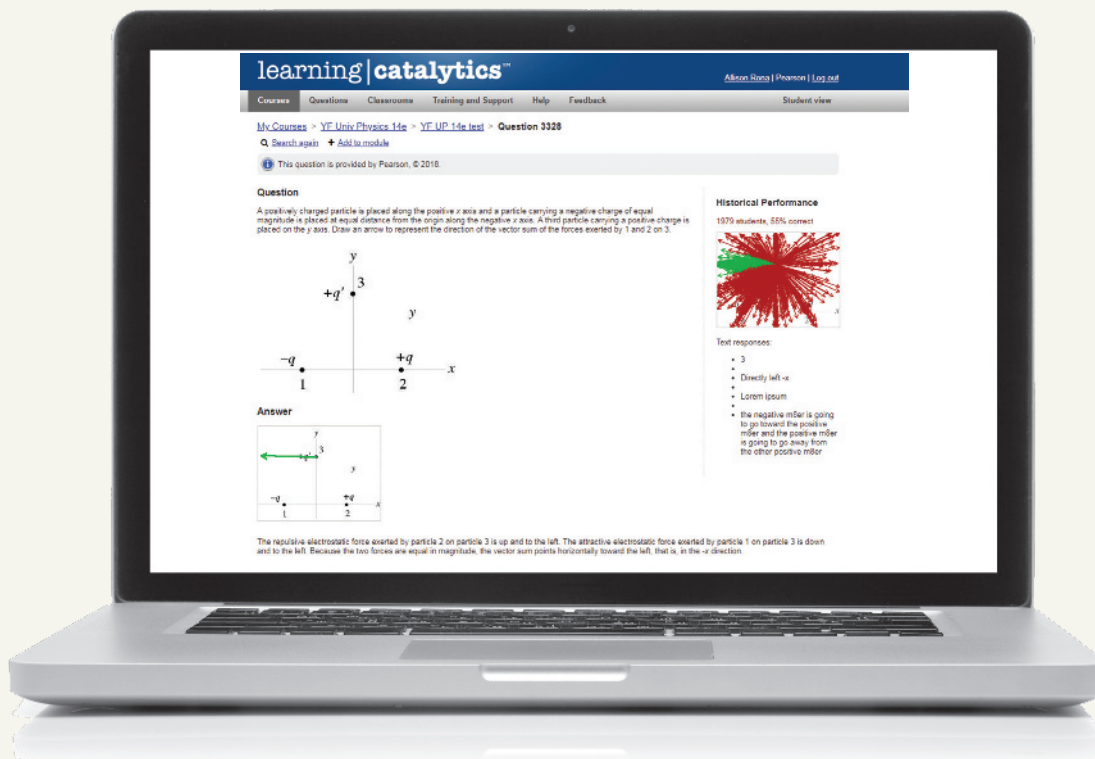


The Physics Primer refreshes students' math skills in the context of physics and prepares them for success in the course. These tutorials can be assigned before the course begins or throughout the course as just-in-time remediation. They utilize videos, hints, and feedback to ensure that students can practice and maintain their math skills, while tying together mathematical operations and physics analysis.

Instructor support you can rely on



University Physics with Modern Physics includes a full suite of instructor support materials in the Instructor Resources area in Mastering Physics. Resources include accessible PowerPoint lecture outlines; all annotated equations and problem-solving strategies; all figures, photos, tables, and end-of-chapter elements from the text; simulations; plus a solutions manual and test bank.



Instructors also have access to **Learning Catalytics**. With Learning Catalytics, you'll hear from every student when it matters most. You pose a variety of questions that help students recall ideas, apply concepts, and develop critical-thinking skills. Your students respond using their own smartphones, tablets, or laptops. You can monitor responses with real-time analytics and find out what your students do—and don't—understand. Then, you can adjust your teaching accordingly and even facilitate peer-to-peer learning, helping students stay motivated and engaged.



SEARS AND ZEMANSKY'S

UNIVERSITY PHYSICS

WITH MODERN PHYSICS

FIFTEENTH EDITION IN SI UNITS

HUGH D. YOUNG

ROGER A. FREEDMAN

University of California, Santa Barbara

CONTRIBUTING AUTHOR

A. LEWIS FORD

Texas A&M University

SI CONVERSION BY

KATARZYNA ZULETA ESTRUGO

École Polytechnique Fédérale de Lausanne



Director Physical Science Portfolio: Jeanne Zalesky
Physics and Astronomy Portfolio Analyst: Ian Desrosiers
Senior Content Producer: Martha Steele
Managing Producer: Kristen Flathman
Courseware Director, Content Development: Barbara Yien
Courseware Senior Analyst: Alice Houston, Ph.D.
Courseware Senior Analyst: Margot Otway
Acquisitions Editor, Global Edition: KK Neelakantan
Contributing Editor: Karen Karlin
Courseware Editorial Assistant: Frances Lai
Assistant Project Editor, Global Edition: Aman Kumar
Director, Mastering Physics Content Development: Amir Said
Associate Producer, Science/ECS: Kristen Sanchez
Senior Content Developer (Physics/Astronomy): David Hoogewerff
Rich Media Content Producer: Keri Rand

Manager, Media Production: Vikram Kumar
Full-Service Vendor: Integra Software Services Pvt. Ltd.
Copyeditor: Carol Reitz
Compositor: Integra Software Services Pvt. Ltd.
Design Manager: Mark Ong/Side By Side Studios
Interior Designer: Preston Thomas/Cadence Design
Cover Designer: Lumina Datamatics Ltd.
Rights & Permissions Project Manager: Eric Schrader
Rights & Permissions Management: Ben Ferrini
Photo Researchers: Namrata Aggarwal and Beth Brenzel
Manufacturing Buyer: Stacey Weinberger
Senior Manufacturing Controller, Global Edition: Kay Holman
Director, Product Marketing: Allison Rona
Senior Product Marketing Manager: Elizabeth Bell

Cover Photo Credit: Hes Mundt/Alamy Stock Photo

Pearson Education Limited

KAO Two
KAO Park
Harlow
CM17 9SR
United Kingdom

and Associated Companies throughout the world

Visit us on the World Wide Web at: www.pearsonglobaleditions.com

© Pearson Education Limited 2020

The rights of Hugh D. Young and Roger A. Freedman to be identified as the authors of this work have been asserted by them in accordance with the Copyright, Designs and Patents Act 1988.

Authorized adaptation from the United States edition, entitled University Physics with Modern Physics, 15th Edition, ISBN 978-0-135-15955-2 by Hugh D. Young and Roger A. Freedman, published by Pearson Education © 2020.

All rights reserved. No part of this publication may be reproduced, stored in a retrieval system, or transmitted in any form or by any means, electronic, mechanical, photocopying, recording or otherwise, without either the prior written permission of the publisher or a license permitting restricted copying in the United Kingdom issued by the Copyright Licensing Agency Ltd, Saffron House, 6–10 Kirby Street, London EC1N 8TS. For information regarding permissions, request forms and the appropriate contacts within the Pearson Education Global Rights & Permissions department, please visit www.pearsoned.com/permissions/.

All trademarks used herein are the property of their respective owners. The use of any trademark in this text does not vest in the author or publisher any trademark ownership rights in such trademarks, nor does the use of such trademarks imply any affiliation with or endorsement of this book by such owners.

ISBN 10: 1-292-31473-7

ISBN 13: 978-1-292-31473-0

eBook ISBN 13: 978-1-292-31481-5

British Library Cataloguing-in-Publication Data


A catalogue record for this book is available from the British Library

ABOUT THE AUTHORS

Roger A. Freedman is a Lecturer in Physics at the University of California, Santa Barbara. He was an undergraduate at the University of California campuses in San Diego and Los Angeles and did his doctoral research in nuclear theory at Stanford University under the direction of Professor J. Dirk Walecka. Dr. Freedman came to UCSB in 1981 after three years of teaching and doing research at the University of Washington.

At UCSB, Dr. Freedman has taught in both the Department of Physics and the College of Creative Studies, a branch of the university intended for highly gifted and motivated undergraduates. He has published research in nuclear physics, elementary particle physics, and laser physics. In recent years, he has worked to make physics lectures a more interactive experience through the use of classroom response systems and pre-lecture videos.

In the 1970s Dr. Freedman worked as a comic book letterer and helped organize the San Diego Comic-Con (now the world's largest popular culture convention) during its first few years. Today, when not in the classroom or slaving over a computer, Dr. Freedman can be found either flying (he holds a commercial pilot's license) or with his wife, Caroline, cheering on the rowers of UCSB Men's and Women's Crew.



IN MEMORIAM: HUGH YOUNG (1930–2013)

Hugh D. Young was Emeritus Professor of Physics at Carnegie Mellon University. He earned both his undergraduate and graduate degrees from that university. He earned his Ph.D. in fundamental particle theory under the direction of the late Richard Cutkosky. Dr. Young joined the faculty of Carnegie Mellon in 1956 and retired in 2004. He also had two visiting professorships at the University of California, Berkeley.

Dr. Young's career was centered entirely on undergraduate education. He wrote several undergraduate-level textbooks, and in 1973 he became a coauthor with Francis Sears and Mark Zemansky of their well-known introductory textbooks. In addition to his role on Sears and Zemansky's *University Physics*, he was the author of Sears and Zemansky's *College Physics*.

Dr. Young earned a bachelor's degree in organ performance from Carnegie Mellon in 1972 and spent several years as Associate Organist at St. Paul's Cathedral in Pittsburgh. He often ventured into the wilderness to hike, climb, or go caving with students in Carnegie Mellon's Explorers Club, which he founded as a graduate student and later advised. Dr. Young and his wife, Alice, hosted up to 50 students each year for Thanksgiving dinners in their home.

Always gracious, Dr. Young expressed his appreciation earnestly: "I want to extend my heartfelt thanks to my colleagues at Carnegie Mellon, especially Professors Robert Kraemer, Bruce Sherwood, Ruth Chabay, Helmut Vogel, and Brian Quinn, for many stimulating discussions about physics pedagogy and for their support and encouragement during the writing of several successive editions of this book. I am equally indebted to the many generations of Carnegie Mellon students who have helped me learn what good teaching and good writing are, by showing me what works and what doesn't. It is always a joy and a privilege to express my gratitude to my wife, Alice, and our children, Gretchen and Rebecca, for their love, support, and emotional sustenance during the writing of several successive editions of this book. May all men and women be blessed with love such as theirs." We at Pearson appreciated his professionalism, good nature, and collaboration. He will be missed.



A. Lewis Ford is Professor of Physics at Texas A&M University. He received a B.A. from Rice University in 1968 and a Ph.D. in chemical physics from the University of Texas at Austin in 1972. After a one-year postdoc at Harvard University, he joined the Texas A&M physics faculty in 1973 and has been there ever since. Professor Ford has specialized in theoretical atomic physics—in particular, atomic collisions. At Texas A&M he has taught a variety of undergraduate and graduate courses, but primarily introductory physics.

TO THE STUDENT

HOW TO SUCCEED IN PHYSICS BY REALLY TRYING

Mark Hollabaugh, Normandale Community College, Emeritus

Physics encompasses the large and the small, the old and the new. From the atom to galaxies, from electrical circuitry to aerodynamics, physics is very much a part of the world around us. You probably are taking this introductory course in calculus-based physics because it is required for subsequent courses that you plan to take in preparation for a career in science or engineering. Your professor wants you to learn physics and to enjoy the experience. He or she is very interested in helping you learn this fascinating subject. That is part of the reason your professor chose this textbook for your course. That is also the reason Drs. Young and Freedman asked me to write this introductory section. We want you to succeed!

The purpose of this section of *University Physics* is to give you some ideas that will assist your learning. Specific suggestions on how to use the textbook will follow a brief discussion of general study habits and strategies.

PREPARATION FOR THIS COURSE

If you had high school physics, you will probably learn concepts faster than those who have not because you will be familiar with the language of physics. If English is a second language for you, keep a glossary of new terms that you encounter and make sure you understand how they are used in physics. Likewise, if you are further along in your mathematics courses, you will pick up the mathematical aspects of physics faster. Even if your mathematics is adequate, you may find a book such as Edward Adelson's *Get Ready for Physics* to be a great help for sharpening your math skills as well as your study skills.

LEARNING TO LEARN

Each of us has a different learning style and a preferred means of learning. Understanding your own learning style will help you to focus on aspects of physics that may give you difficulty and to use those components of your course that will help you overcome the difficulty. Obviously you will want to spend more time on those aspects that give you the most trouble. If you learn by hearing, lectures will be very important. If you learn by explaining, then working with other students will be useful to you. If solving problems is difficult for you, spend more time learning how to solve problems. Also, it is important to understand and develop good study habits. Perhaps the most important thing you can do for yourself is set aside adequate, regularly scheduled study time in a distraction-free environment.

Answer the following questions for yourself:

- Am I able to use fundamental mathematical concepts from algebra, geometry, and trigonometry? (If not, plan a program of review with help from your professor.)
- In similar courses, what activity has given me the most trouble? (Spend more time on this.) What has been the easiest for me? (Do this first; it will build your confidence.)
- Do I understand the material better if I read the book before or after the lecture? (You may learn best by skimming the material, going to lecture, and then undertaking an in-depth reading.)
- Do I spend adequate time studying physics? (A rule of thumb for a class like this is to devote, on average, 2.5 hours out of class for each hour in class. For a course that meets 5 hours each week, that means you should spend about 10 to 15 hours per week studying physics.)
- Do I study physics every day? (Spread that 10 to 15 hours out over an entire week!) At what time of the day am I at my best for studying physics? (Pick a specific time of the day and stick to it.)
- Do I work in a quiet place where I can maintain my focus? (Distractions will break your routine and cause you to miss important points.)

WORKING WITH OTHERS

Scientists or engineers seldom work in isolation from one another but rather work cooperatively. You will learn more physics and have more fun doing it if you work with other students. Some professors may formalize the use of cooperative learning or facilitate the formation of study groups. You may wish to form your own informal study group with members of your class. Use e-mail to keep in touch with one another. Your study group is an excellent resource when you review for exams.

LECTURES AND TAKING NOTES

An important component of any college course is the lecture. In physics this is especially important, because your professor will frequently do demonstrations of physical principles, run computer simulations, or show video clips. All of these are learning activities that will help you understand the basic principles of physics. Don't miss lectures. If for some reason you do, ask a friend or member of your study group to provide you with notes and let you know what happened.

Take your class notes in outline form, and fill in the details later. It can be very difficult to take word-for-word notes, so just write down key ideas. Your professor may use a diagram from the textbook. Leave a space in your notes and add the diagram later. After class, edit your notes, filling in any gaps or omissions and noting things that you need to study further. Make references to the textbook by page, equation number, or section number.

Ask questions in class, or see your professor during office hours. Remember that the only "dumb" question is the one that is not asked. Your college may have teaching assistants or peer tutors who are available to help you with any difficulties.

EXAMINATIONS

Taking an examination is stressful. But if you feel adequately prepared and are well rested, your stress will be lessened. Preparing for an exam is a continuous process; it begins the moment the previous exam is over. You should immediately go over the exam to understand any mistakes you made. If you worked a problem and made substantial errors, try this: Take a piece of paper and divide it down the middle with a line from top to bottom. In one column, write the proper solution to the problem. In the other column, write what you did and why, if you know, and why your solution was incorrect. If you are uncertain why you made your mistake or how to avoid making it again, talk with your professor. Physics constantly builds on fundamental ideas, and it is important to correct any misunderstandings immediately. *Warning:* Although cramming at the last minute may get you through the present exam, you will not adequately retain the concepts for use on the next exam.

TO THE INSTRUCTOR

PREFACE

In the years since it was first published, *University Physics* has always embraced change, not just to include the latest developments in our understanding of the physical world, but also to address our understanding of how students learn physics and how they study.

In preparing for this new Fifteenth Edition, we listened to the thousands of students who have told us that they often struggle to see the connections between the worked examples in their textbook and problems on homework or exams. Every problem seems different because the objects, situations, numbers, and questions posed change with each problem. As a result, students experience frustration and a lack of confidence. By contrast, expert problem-solvers categorize problems by type, based on the underlying principles.

Several of the revisions we have made therefore address this particular challenge by, for example, helping students see the big picture of what each worked example is trying to illustrate and allowing them to practice sets of related problems to help them identify repeating patterns and strategies. These new features are explained in more detail below.

NEW TO THIS EDITION

- **Worked example KEYCONCEPT statements** appear at the end of every Example and Conceptual Example, providing a brief summary of the key idea used in the solution to consolidate what was most important and what can be broadly applied to other problems, to help students identify strategies that can be used in future problems.
- **KEY EXAMPLE VARIATION PROBLEMS** in the new Guided Practice section at the end of each chapter are based on selected worked examples. They build in difficulty by changing scenarios, swapping the knowns and unknowns, and adding complexity and/or steps of reasoning to provide the most helpful range of related problems that use the same basic approach to solve. These scaffolded problem sets help students see patterns and make connections between problems that can be solved using the same underlying principles and strategies so that they are more able to tackle different problem types when exam time comes.
- **Expanded Caution paragraphs** focus on typical student misconceptions and problem areas. Over a dozen more have been added to this edition based on common errors made in MasteringTM Physics.
- **Updated and expanded Application sidebars** give students engaging and relevant real-world context.
- **Based on data from Mastering Physics and feedback from instructors, changes to the homework problems include the following:**
 - **Over 500 new problems**, with scores of other problems revised to improve clarity.
 - **Expanded three-dot-difficulty and Challenge Problems** significantly stretch students by requiring sophisticated reasoning that often involves multiple steps or concepts and/or mathematical skills. Challenge Problems are the most difficult problems in each chapter and often involve calculus, multiple steps that lead students through a complex analysis, and/or the exploration of a topic or application not explicitly covered in the chapter.
 - **New estimation problems** help students learn to analyze problem scenarios, assess data, and work with orders of magnitude. This problem type engages students to more thoroughly explore the situation by requiring them to not only estimate some of the data in the problem but also decide what data need to be estimated based on real-world experience, reasoning, assumptions, and/or modeling.
 - **Expanded cumulative problems** promote more advanced problem-solving techniques by requiring knowledge and skills covered in previous chapters to be integrated with understanding and skills from the current chapter.
 - **Expanded alternative problem sets** in Mastering Physics provide textbook-specific problems from previous editions to assign for additional student practice.

Extended Edition, Volume 1, Volume 2, and Volume 3:

With Mastering Physics:

- **Extended Edition:** Chapters 1–44
(ISBN 978-1-292-31475-4)

Without Mastering Physics:

- **Extended Edition:** Chapters 1–44
(ISBN 978-1-292-31473-0)
- **Volume 1:** Chapters 1–20
(ISBN 978-1-292-31733-5)
- **Volume 2:** Chapters 21–37
(ISBN 978-1-292-31735-9)
- **Volume 3:** Chapters 37–44
(ISBN 978-1-292-32526-2)

KEY FEATURES OF *UNIVERSITY PHYSICS WITH MODERN PHYSICS*

- A **QR code** at the beginning of the new Guided Practice section in each chapter allows students to use a mobile phone to access the Study Area of Mastering Physics, where they can watch interactive videos of a physics professor giving a relevant physics demonstration (Video Tutor Demonstrations) or showing a narrated and animated worked Example (Video Tutor Solutions).
- End-of-chapter **Bridging Problems** provide a transition between the single-concept Examples and the more challenging end-of-chapter problems. Each Bridging Problem poses a difficult, multiconcept problem that typically incorporates physics from earlier chapters. The **Solution Guide** that follows each problem provides questions and hints that help students approach and solve challenging problems with confidence.
- Deep and extensive **problem sets** cover a wide range of difficulty (with blue dots to indicate relative difficulty level) and exercise both physical understanding and problem-solving expertise. Many problems are based on complex real-life situations.
- This textbook offers more **Examples** and **Conceptual Examples** than most other leading calculus-based textbooks, allowing students to explore problem-solving challenges that are not addressed in other textbooks.
- A research-based **problem-solving approach (Identify, Set Up, Execute, Evaluate)** is used in every Example as well as in the Problem-Solving Strategies, in the Bridging Problems, and throughout the Instructor's Solutions Manual. This consistent approach teaches students to tackle problems thoughtfully rather than cutting straight to the math.
- **Problem-Solving Strategies** coach students in how to approach specific types of problems.
- The **figures** use a simplified graphical style to focus on the physics of a situation, and they incorporate blue **explanatory annotations**. Both techniques have been demonstrated to have a strong positive effect on learning.
- Many figures that illustrate Example solutions take the form of black-and-white **pencil sketches**, which directly represent what a student should draw in solving such problems themselves.
- The popular **Caution paragraphs** focus on typical misconceptions and student problem areas.
- End-of-section **Test Your Understanding** questions let students check their grasp of the material and use a multiple-choice or ranking-task format to probe for common misconceptions. Answers are now provided immediately after the question in order to encourage students to try them.
- **Visual Summaries** at the end of each chapter present the key ideas in words, equations, and thumbnail pictures, helping students review more effectively.



Mastering™ is the teaching and learning platform that empowers you to reach *every* student. By combining trusted author content with digital tools developed to engage students and emulate the office-hour experience, Mastering personalizes learning and improves results for each student.

Reach every student with Mastering

- **Teach your course your way:** Your course is unique. Whether you'd like to foster student engagement during class or give students anytime, anywhere access, Mastering gives you the flexibility to easily create *your* course to fit *your* needs.
 - With **Learning Catalytics**, you'll hear from every student when it matters most. You pose a variety of questions that help students recall ideas, apply concepts, and develop critical-thinking skills. Your students respond using their own smartphones, tablets, or laptops. You can monitor responses with real-time analytics and find out what your students do—and don't—understand. Then you can adjust your teaching accordingly and even facilitate peer-to-peer learning, helping students stay motivated and engaged.

- **Expanded alternative problem sets**, with hundreds of vetted problems from previous editions of the book, provide additional problem-solving practice and offer instructors more options when creating assignments.
- **Empower each learner:** Each student learns at a different pace. Personalized learning, including adaptive tools and wrong-answer feedback, pinpoints the precise areas where each student needs practice and gives all students the support they need—when and where they need it—to be successful.
- **Interactive Pre-lecture Videos** provide an introduction to key topics with embedded assessment to help students prepare before lecture and to help professors identify student misconceptions.
 - **NEW! Quantitative Pre-lecture Videos** now complement the conceptual Interactive Pre-lecture Videos designed to expose students to concepts before class and help them learn how problems for a specific concept are worked.
- **NEW! Direct Measurement Videos** are short videos that show real situations of physical phenomena. Grids, rulers, and frame counters appear as overlays, helping students to make precise measurements of quantities such as position and time. Students then apply these quantities along with physics concepts to solve problems and answer questions about the motion of the objects in the video. The problems are assignable in Mastering Physics and can be used to replace or supplement traditional word problems; they can also serve as open-ended questions to help develop problem-solving skills.
- **NEW! Dynamic Study Modules** help students study effectively—and at their own pace. How? By keeping them motivated and engaged. The assignable modules rely on the latest research in cognitive science, using methods—such as adaptivity, gamification, and intermittent rewards—to stimulate learning and improve retention. Each module poses a series of questions about a course topic. These question sets adapt to each student’s performance and offer personalized, targeted feedback to help students master key concepts.
- **NEW! The Physics Primer** relies on videos, hints, and feedback to refresh students’ math skills in the context of physics and prepares them for success in the course. These tutorials can be assigned before the course begins or throughout the course as just-in-time remediation. They ensure that students practice and maintain their math skills, while tying together mathematical operations and physics analysis.
- **Deliver trusted content:** We partner with highly respected authors to develop interactive content and course-specific resources that keep students on track and engaged.
 - **Video Tutor Demonstrations and Video Tutor Solutions** tie directly to relevant content in the textbook and can be accessed through Mastering Physics, via the eText, or from QR codes in the textbook.
 - **Video Tutor Solutions (VTSs) for most worked examples** in the book walk students through the problem-solving process, providing a virtual teaching assistant on a round-the-clock basis.
 - **Video Tutor Demonstrations (VTDs)** feature “pause-and-predict” demonstrations of key physics concepts and incorporate assessment to engage students in understanding key concepts. New VTDs build on the existing collection, adding new topics for a more robust set of demonstrations.
 - **NEW! Enhanced end-of-chapter questions** provide expanded remediation built into each question when and where students need it. Remediation includes scaffolded support, links to hints, links to appropriate sections of the eText, links from the eText to Mastering Physics, Video Tutor Solutions, math remediation, and wrong-answer feedback for homework assignments.
 - **NEW! Key Example Variation Problems**, assignable in Mastering Physics, build in difficulty by changing scenarios, swapping the knowns and unknowns, and adding complexity and/or steps of reasoning to provide the most helpful range of related problems that use the same basic approach to find their solutions.
 - **NEW! Bridging Problems are now assignable in Mastering Physics**, thus providing students with additional practice in moving from single-concept worked examples to multi-concept homework problems.

- **Improve student results:** Usage statistics show that when you teach with Mastering, student performance improves. That’s why instructors have chosen Mastering for over 15 years, touching the lives of more than 20 million students.

INSTRUCTIONAL PACKAGE

University Physics with Modern Physics, Fifteenth Edition, Global Edition in SI units provides an integrated teaching and learning package of support material for students and instructors.

NOTE: For convenience, instructor supplements can be downloaded from the Instructor Resources area of Mastering Physics.

Supplement	Print	Online	Instructor or Student Supplement	Description
Mastering Physics with Pearson eText (ISBN 978-1-292-31475-4)		✓	Instructor and Student Supplement	This product features all of the resources of Mastering Physics in addition to the Pearson eText.
Instructor’s Solutions Manual (ISBN 978-1-292-31474-7)		✓	Instructor Supplement	This comprehensive solutions manual contains complete solutions to all end-of-chapter questions and problems.
Instructor’s Resource Materials		✓	Instructor Supplement	All art, photos, and tables from the book are available in JPEG format and as modifiable PowerPoints™. In addition, instructors can access lecture outlines as well as “clicker” questions in PowerPoint format; editable content for key features, including key equations and Problem-Solving Strategies; and the TestGen test bank.

ACKNOWLEDGMENTS

I would like to thank the hundreds of reviewers and colleagues who have offered valuable comments and suggestions over the life of this textbook. The continuing success of *University Physics* is due in large measure to their contributions.

Miah Adel (U. of Arkansas at Pine Bluff), Edward Adelson (Ohio State U.), Julie Alexander (Camosun C.), Ralph Alexander (U. of Missouri at Rolla), J. G. Anderson, R. S. Anderson, Wayne Anderson (Sacramento City C.), Sanjeev Arora (Fort Valley State U.), Alex Azima (Lansing Comm. C.), Dilip Balamore (Nassau Comm. C.), Harold Bale (U. of North Dakota), Arun Bansil (Northeastern U.), John Barach (Vanderbilt U.), J. D. Barnett, H. H. Barschall, Albert Bartlett (U. of Colorado), Marshall Bartlett (Hollins U.), Paul Baum (CUNY, Queens C.), Frederick Becchetti (U. of Michigan), B. Bederson, David Bennum (U. of Nevada, Reno), Lev I. Berger (San Diego State U.), Angela Biselli (Fairfield U.), Robert Boeke (William Rainey Harper C.), Bram Boroson (Clayton State U.), S. Borowitz, A. C. Braden, James Brooks (Boston U.), Nicholas E. Brown (California Polytechnic State U., San Luis Obispo), Tony Buffa (California Polytechnic State U., San Luis Obispo), Shane Burns (Colorado C.), A. Capecelatro, Michael Cardamone (Pennsylvania State U.), Duane Carmony (Purdue U.), Troy Carter (UCLA), P. Catranides, John Cerne (SUNY at Buffalo), Shinil Cho (La Roche C.), Tim Chupp (U. of Michigan), Roger Clapp (U. of South Florida), William M. Cloud (Eastern Illinois U.), Leonard Cohen (Drexel U.), W. R. Coker (U. of Texas, Austin), Malcolm D. Cole (U. of Missouri at Rolla), H. Conrad, David Cook (Lawrence U.), Gayl Cook (U. of Colorado), Hans Courant (U. of Minnesota), Carl Covatto (Arizona State U.), Bruce A. Craver (U. of Dayton), Larry Curtis (U. of Toledo), Jai Dahiya (Southeast Missouri State U.), Dedra Demaree (Georgetown U.), Steve Detweiler (U. of Florida), George Dixon (Oklahoma State U.), Steve Drasco (Grinnell C.), Donald S. Duncan, Boyd Edwards (West Virginia U.), Robert Eisenstein (Carnegie Mellon U.), Amy Emerson Missouri (Virginia Institute of Technology), Olena Erhardt (Richland C.), William Faissler (Northeastern U.), Gregory Falabella (Wagner C.), William Fasnacht (U.S. Naval Academy), Paul Feldker (St. Louis Comm. C.), Carlos Figueroa (Cabrillo C.), L. H. Fisher, Neil Fletcher (Florida State U.), Allen Flora (Hood C.), Robert Folk, Peter Fong (Emory U.), A. Lewis Ford (Texas A&M U.), D. Frantszog, James R. Gaines (Ohio State U.), Solomon Gartenhaus (Purdue U.), Ron Gautreau (New Jersey Institute of Technology), J. David Gavenda (U. of Texas, Austin), Dennis Gay (U. of North Florida), Elizabeth George (Wittenberg U.), James Gerhart (U. of Washington), N. S. Gingrich, J. L. Glathart, S. Goodwin, Rich Gottfried (Frederick Comm. C.), Walter S. Gray (U. of Michigan), Paul Gresser (U. of Maryland), Benjamin Grinstein (UC, San Diego), Howard Groth (Pennsylvania State U.), John Gruber (San Jose State U.), Graham D. Gutsche (U.S. Naval Academy), Michael J. Harrison (Michigan State U.), Harold Hart (Western Illinois U.), Howard Hayden (U. of Connecticut), Carl Helrich (Goshen C.), Andrew Hirsch (Purdue U.), Linda Hirst (UC, Merced), Laurent Hodges (Iowa State U.), C. D. Hodgman, Elizabeth Holden (U. of Wisconsin, Platteville), Michael Hones (Villanova U.), Keith Honey (West Virginia Institute of Technology), Gregory Hood (Tidewater Comm. C.), John Hubisz (North Carolina State U.), Eric Hudson (Pennsylvania State U.), M. Iona, Bob Jacobsen (UC, Berkeley), John Jaszczak (Michigan Technical U.), Alvin Jenkins (North Carolina State U.), Charles Johnson (South Georgia State C.), Robert P. Johnson (UC, Santa Cruz), Lorella Jones (U. of Illinois), Manoj Kaplinghat (UC, Irvine), John Karchek (GMI Engineering & Management Institute), Thomas Keil (Worcester Polytechnic Institute), Robert Kraemer (Carnegie Mellon U.), Jean P. Krisch (U. of Michigan), Robert A. Kromhout, Andrew Kunz (Marquette U.), Charles Lane (Berry C.), Stewart Langton (U. of Victoria), Thomas N. Lawrence (Texas State U.), Robert J. Lee, Alfred Leitner (Rensselaer Polytechnic U.), Frederic Liebrand (Walla Walla U.), Gerald P. Lietz (DePaul U.), Gordon Lind (Utah State U.), S. Livingston (U. of Wisconsin, Milwaukee), Jorge Lopez (U. of Texas, El Paso), Elihu Lubkin (U. of Wisconsin, Milwaukee), Robert Luke (Boise State U.), David Lynch (Iowa State U.), Michael Lysak (San Bernardino Valley C.), Jeffrey Mallow (Loyola U.), Robert Mania (Kentucky State U.), Robert Marchina (U. of Memphis), David Markowitz (U. of Connecticut), Philip Matheson (Utah Valley U.), R. J. Maurer, Oren Maxwell (Florida International U.), Joseph L. McCauley (U. of Houston), T. K. McCubbin, Jr. (Pennsylvania State U.), Charles McFarland (U. of Missouri at Rolla), James Mcguire (Tulane U.), Lawrence McIntyre (U. of Arizona), Fredric Messing (Carnegie Mellon U.), Thomas Meyer (Texas A&M U.), Andre Mirabelli (St. Peter's C., New Jersey), Herbert Muether (SUNY, Stony Brook), Jack Munsee (California State U., Long Beach), Lorenzo Narducci (Drexel U.), Van E. Neie (Purdue U.), Forrest Newman (Sacramento City C.), David A. Nordling (U.S. Naval Academy), Benedict Oh (Pennsylvania State U.), L. O. Olsen, Michael Ottinger (Missouri Western State U.), Russell Palma (Minnesota State U., Mankato), Jim Pannell (DeVry Institute of Technology), Neeti Parashar (Purdue U., Calumet), W. F. Parks (U. of Missouri), Robert Paulson (California State U., Chico), Jerry Peacher (U. of Missouri at Rolla), Arnold Perlmutter (U. of Miami), Lennart Peterson (U. of Florida), R. J. Peterson (U. of

Colorado, Boulder), R. Pinkston, Ronald Poling (U. of Minnesota), Yuri Popov (U. of Michigan), J. G. Potter, C. W. Price (Millersville U.), Francis Prosser (U. of Kansas), Sheldon H. Radin, Roberto Ramos (Drexel U.), Michael Rapport (Anne Arundel Comm. C.), R. Resnick, James A. Richards, Jr., John S. Risley (North Carolina State U.), Francesc Roig (UC, Santa Barbara), T. L. Rokoske, Richard Roth (Eastern Michigan U.), Carl Rotter (U. of West Virginia), S. Clark Rowland (Andrews U.), Rajarshi Roy (Georgia Institute of Technology), Russell A. Roy (Santa Fe Comm. C.), Desi Saludes (Hillsborough Comm. C.), Thomas Sandin (North Carolina A&T State U.), Dhiraj Sardar (U. of Texas, San Antonio), Tumer Sayman (Eastern Michigan U.), Bruce Schumm (UC, Santa Cruz), Melvin Schwartz (St. John's U.), F. A. Scott, L. W. Seagondollar, Paul Shand (U. of Northern Iowa), Stan Shepherd (Pennsylvania State U.), Douglas Sherman (San Jose State U.), Bruce Sherwood (Carnegie Mellon U.), Hugh Siefkin (Greenville C.), Christopher Sirola (U. of Southern Mississippi), Tomasz Skwarnicki (Syracuse U.), C. P. Slichter, Jason Slinker (U. of Texas, Dallas), Charles W. Smith (U. of Maine, Orono), Malcolm Smith (U. of Lowell), Ross Spencer (Brigham Young U.), Julien Sprott (U. of Wisconsin), Victor Stanionis (Iona C.), James Stith (American Institute of Physics), Chuck Stone (North Carolina A&T State U.), Edward Strother (Florida Institute of Technology), Conley Stutz (Bradley U.), Albert Stwertka (U.S. Merchant Marine Academy), Kenneth Szpara-DeNisco (Harrisburg Area Comm. C.), Devki Talwar (Indiana U. of Pennsylvania), Fiorella Terenzi (Florida International U.), Martin Tiersten (CUNY, City C.), David Toot (Alfred U.), Greg Trayling (Rochester Institute of Technology), Somdev Tyagi (Drexel U.), Matthew Vannette (Saginaw Valley State U.), Eswara Venugopal (U. of Detroit, Mercy), F. Verbrugge, Helmut Vogel (Carnegie Mellon U.), Aaron Warren (Purdue U., North Central), Robert Webb (Texas A&M U.), Thomas Weber (Iowa State U.), M. Russell Wehr (Pennsylvania State U.), Robert Weidman (Michigan Technical U.), Dan Whalen (UC, San Diego), Lester V. Whitney, Thomas Wiggins (Pennsylvania State U.), Robyn Wilde (Oregon Institute of Technology), David Willey (U. of Pittsburgh, Johnstown), George Williams (U. of Utah), John Williams (Auburn U.), Stanley Williams (Iowa State U.), Jack Willis, Suzanne Willis (Northern Illinois U.), Robert Wilson (San Bernardino Valley C.), L. Wolfenstein, James Wood (Palm Beach Junior C.), Lowell Wood (U. of Houston), R. E. Worley, D. H. Ziebell (Manatee Comm. C.), George O. Zimmerman (Boston U.)

In addition, I would like to thank my past and present colleagues at UCSB, including Rob Geller, Carl Gwinn, Al Nash, Elisabeth Nicol, and Francesc Roig, for their wholehearted support and for many helpful discussions. I owe a special debt of gratitude to my early teachers Willa Ramsay, Peter Zimmerman, William Little, Alan Schwettman, and Dirk Walecka for showing me what clear and engaging physics teaching is all about, and to Stuart Johnson for inviting me to become a coauthor of *University Physics* beginning with the Ninth Edition. Special acknowledgments go out to Lewis Ford for the huge and essential task of creating the revised end-of-chapter problem sets, and to Wayne Anderson, who carefully reviewed all of the new problems and solved them, and updated the *Instructor's Solutions Manual*. Thanks also go to Michael Faux, Elizabeth Holden, and Tom Sandin for their numerous contributions to the end-of-chapter problems. I want to express special thanks to the editorial staff at Pearson: to Jeanne Zalesky for her editorial vision; to Alice Houston for her keen eye and careful development of this edition; to Karen Karlin, Margot Otway, Joanna Dinsmore, and Jason Harlow for their careful reading of the page proofs; and to Martha Steele for keeping the editorial and production pipelines flowing. Most of all, I want to express my gratitude and love to my wife, Caroline, to whom I dedicate my contribution to this book. Hey, Caroline, the new edition's done at last—let's go flying!

PLEASE TELL ME WHAT YOU THINK!

I welcome communications from students and professors, especially concerning errors or deficiencies that you find in this edition. The late Hugh Young and I have devoted a lot of time and effort to writing the best book we know how to write, and I hope it will help as you teach and learn physics. In turn, you can help me by letting me know what still needs to be improved! Please feel free to contact me either electronically or by ordinary mail. Your comments will be greatly appreciated.

August 2018

Roger A. Freedman
 Department of Physics
 University of California, Santa Barbara
 Santa Barbara, CA 93106-9530
 airboy@physics.ucsb.edu
<http://www.physics.ucsb.edu/~airboy/>
 Twitter: @RogerFreedman

ACKNOWLEDGMENTS FOR THE GLOBAL EDITION

Pearson would like to acknowledge and thank Prof. Katarzyna Zuleta Estrugo for her expert contributions to the Global Edition, and the following for reviewing it:

Harri Arnio (Åbo Akademi University), Justin Evans (University of Manchester), Kenneth Hong Chong Ming (National University of Singapore), and Wang Qinghai (National University of Singapore).

APPLICATIONS

CHAPTER 1					
Scalar Temperature, Vector Wind	38				
CHAPTER 2					
BIO Testing Humans at High Accelerations	74				
CHAPTER 3					
BIO Horses on a Curved Path	98				
The Moons of Jupiter	110				
Watch Out: Tight Curves Ahead!	112				
Relative Velocities near the Speed of Light	115				
CHAPTER 4					
Sledding with Newton's First Law	133				
Blame Newton's Second Law	144				
CHAPTER 5					
Static Friction and Windshield Wipers	171				
BIO Pollen and Fluid Resistance	175				
BIO Circular Motion in a Centrifuge	182				
CHAPTER 6					
BIO Work and Muscle Fibers	201				
BIO Tendons Are Nonideal Springs	212				
BIO Muscle Power	215				
CHAPTER 7					
BIO Converting Gravitational Potential Energy to Kinetic Energy	231				
BIO Elastic Potential Energy of a Cheetah	240				
Nonconservative Forces and Internal Energy in a Tire	246				
Topography and Potential Energy Gradient	249				
Acrobats in Equilibrium	251				
CHAPTER 8					
BIO Woodpecker Impulse	265				
Finding Planets Beyond Our Solar System	284				
BIO Jet Propulsion in Squids	285				
CHAPTER 9					
BIO Rotational Motion in Bacteria	305				
BIO Moment of Inertia of a Bird's Wing	311				
CHAPTER 10					
BIO Combined Translation and Rotation	337				
BIO Rolling for Reproduction	342				
CHAPTER 11					
BIO Young's Modulus of a Tendon	374				
BIO Bulk Stress on an Anglerfish	376				
CHAPTER 12					
BIO Liquid Cohesion in Trees	395				
BIO Gauge Pressure of Blood	399				
BIO Why Healthy Giraffes Have High Blood Pressure	407				
BIO Listening for Turbulent Flow	411				
CHAPTER 13					
Walking and Running on the Moon	428				
BIO Biological Hazards of Interplanetary Travel	437				
CHAPTER 14					
BIO Wing Frequencies	458				
BIO Forced Oscillations	480				
BIO Canine Resonance	481				
CHAPTER 15					
BIO Waves on a Snake's Body	493				
BIO Eating and Transverse Waves	505				
BIO Surface Waves and the Swimming Speed of Ducks	506				
CHAPTER 16					
BIO Hearing Loss from Amplified Sound	534				
BIO Resonance and the Sensitivity of the Ear	547				
CHAPTER 17					
BIO Mammalian Body Temperatures	573				
BIO Fur Versus Blubber	590				
CHAPTER 18					
BIO Respiration and the Ideal-Gas Equation	609				
BIO Activation Energy and Moth Activity	627				
CHAPTER 19					
BIO The First Law of Exercise Thermodynamics	647				
BIO Exhaling Adiabatically	658				
CHAPTER 20					
BIO Biological Efficiency	673				
BIO Entropy Changes in a Living Organism	692				
Polymers Coil in Solution	696				
CHAPTER 21					
BIO Electric Forces, Sweat, and Cystic Fibrosis	713				
BIO Sharks and the "Sixth Sense"	718				
BIO A Fish with an Electric Dipole Moment	732				
CHAPTER 22					
BIO Flux Through a Basking Shark's Mouth	751				
BIO Charge Distribution Inside a Nerve Cell	762				
Why Lightning Bolts Are Vertical	764				
CHAPTER 23					
BIO Electrocardiography	783				
BIO Electron Volts and Cancer Radiotherapy	785				
BIO Potential Gradient Across a Cell Membrane	796				
CHAPTER 24					
Touch Screens and Capacitance	815				
Capacitors in the Toolbox	823				
BIO Dielectric Cell Membrane	826				
Smartphones, Capacitors, and Dielectrics	828				
CHAPTER 25					
BIO Resistivity and Nerve Conduction	846				
BIO Danger: Electric Ray!	852				
CHAPTER 26					
BIO Electromyography	883				
BIO Pacemakers and Capacitors	888				
CHAPTER 27					
BIO Spiny Lobsters and Magnetic Compasses	908				
BIO Magnetic Fields of the Body	910				
BIO Magnetic Resonance Imaging	926				
BIO Exercise Machines and the Hall Effect	933				
CHAPTER 28					
Currents and Planetary Magnetism	950				
BIO Magnetic Fields for MRI	957				
BIO Ferro Magnetic Nanoparticles for Cancer Therapy	969				
CHAPTER 29					
BIO Exploring the Brain with Induced emfs	982				
Eddy Currents Help Power Io's Volcanoes	998				
CHAPTER 30					
Inductors, Power Transmission, and Lightning Strikes	1020				
A Magnetic Eruption on the Sun	1025				
CHAPTER 31					
BIO Measuring Body Fat by Bioelectric Impedance Analysis	1056				
BIO Dangers of ac Versus dc Voltages	1064				
When dc Power Transmission Is Better than ac	1066				
CHAPTER 32					
BIO Ultraviolet Vision	1080				
BIO Electromagnetic Plane Waves from Space	1086				
BIO Laser Surgery	1091				
CHAPTER 33					
BIO Transparency and Index of Refraction	1110				
Circular Polarization and 3-D Movies	1124				
Birefringence and Liquid Crystal Displays	1125				
BIO Bee Vision and Polarized Light from the Sky	1126				
CHAPTER 34					
Satellite Television Dishes	1145				
Inverting an Inverted Image	1165				
BIO Focusing in the Animal Kingdom	1167				
BIO The Telephoto Eyes of Chameleons	1170				
CHAPTER 35					
BIO Phase Difference, Path Difference, and Localization in Human Hearing	1190				
BIO Interference and Butterfly Wings	1203				
BIO Seeing Below the Surface with Interferometry	1204				
CHAPTER 36					
BIO Detecting DNA with Diffraction	1227				
Bigger Telescope, Better Resolution	1231				
BIO The Airy Disk in an Eagle's Eye	1233				
CHAPTER 37					
Which One's the Grandmother?	1255				
Relative Velocity and Reference Frames	1261				
Monitoring Mass-Energy Conversion	1269				
CHAPTER 38					
BIO Sterilizing with High-Energy Photons	1287				
BIO X-Ray Absorption and Medical Imaging	1290				
Butterfly Hunting with Heisenberg	1297				
CHAPTER 39					
Using Spectra to Analyze an Interstellar Gas Cloud	1314				
BIO Fish Fluorescence	1321				
BIO Blackbody Eyes	1333				
Star Colors and the Planck Radiation Law	1334				
CHAPTER 40					
Particles in a Polymer "Box"	1361				
BIO Electron Tunneling in Enzymes	1370				
CHAPTER 41					
BIO Electron Spins and Dating Human Origins	1409				
BIO Electron Configurations and Bone Cancer Radiotherapy	1417				
X Rays in Forensic Science	1421				
CHAPTER 42					
BIO Molecular Zipper	1438				
BIO Using Crystals to Determine Protein Structure	1443				
BIO Swallow This Semiconductor Device	1459				
CHAPTER 43					
Using Isotopes to Measure Ancient Climate	1472				
BIO Deuterium and Heavy Water Toxicity	1476				
BIO A Radioactive Building	1493				
BIO Making Radioactive Isotopes for Medicine	1498				
CHAPTER 44					
BIO Pair Annihilation in Medical Diagnosis	1514				
BIO Linear Accelerators in Medicine	1516				
BIO A Fossil Both Ancient and Recent	1539				

DETAILED CONTENTS

MECHANICS

1	UNITS, PHYSICAL QUANTITIES, AND VECTORS	29		
1.1	The Nature of Physics	29		
1.2	Solving Physics Problems	30		
1.3	Standards and Units	31		
1.4	Using and Converting Units	34		
1.5	Uncertainty and Significant Figures	36		
1.6	Estimates and Orders of Magnitude	38		
1.7	Vectors and Vector Addition	38		
1.8	Components of Vectors	42		
1.9	Unit Vectors	46		
1.10	Products of Vectors	47		
	Summary	53		
	Guided Practice	54		
	Questions/Exercises/Problems	55		
2	MOTION ALONG A STRAIGHT LINE	62		
2.1	Displacement, Time, and Average Velocity	62		
2.2	Instantaneous Velocity	65		
2.3	Average and Instantaneous Acceleration	68		
2.4	Motion with Constant Acceleration	72		
2.5	Freely Falling Objects	78		
2.6	Velocity and Position by Integration	81		
	Summary	84		
	Guided Practice	85		
	Questions/Exercises/Problems	86		
3	MOTION IN TWO OR THREE DIMENSIONS	94		
3.1	Position and Velocity Vectors	94		
3.2	The Acceleration Vector	97		
3.3	Projectile Motion	102		
3.4	Motion in a Circle	109		
3.5	Relative Velocity	112		
	Summary	118		
	Guided Practice	119		
	Questions/Exercises/Problems	120		
4	NEWTON'S LAWS OF MOTION	128		
4.1	Force and Interactions	128		
4.2	Newton's First Law	131		
4.3	Newton's Second Law	135		
4.4	Mass and Weight	140		
4.5	Newton's Third Law	143		
4.6	Free-Body Diagrams	147		
	Summary	148		
	Guided Practice	149		
	Questions/Exercises/Problems	151		
5	APPLYING NEWTON'S LAWS	157		
5.1	Using Newton's First Law: Particles in Equilibrium	157		
5.2	Using Newton's Second Law: Dynamics of Particles	162		
5.3	Friction Forces	169		
5.4	Dynamics of Circular Motion	177		
5.5	The Fundamental Forces of Nature	182		
	Summary	184		
	Guided Practice	185		
	Questions/Exercises/Problems	186		
6	WORK AND KINETIC ENERGY	199		
6.1	Work	199		
6.2	Kinetic Energy and the Work–Energy Theorem	204		
6.3	Work and Energy with Varying Forces	209		
6.4	Power	215		
	Summary	218		
	Guided Practice	219		
	Questions/Exercises/Problems	220		
7	POTENTIAL ENERGY AND ENERGY CONSERVATION	229		
7.1	Gravitational Potential Energy	229		
7.2	Elastic Potential Energy	238		
7.3	Conservative and Nonconservative Forces	243		
7.4	Force and Potential Energy	247		



7.5	Energy Diagrams	250
	Summary	252
	Guided Practice	253
	Questions/Exercises/Problems	254

8 MOMENTUM, IMPULSE, AND COLLISIONS 263

8.1	Momentum and Impulse	263
8.2	Conservation of Momentum	269
8.3	Momentum Conservation and Collisions	273
8.4	Elastic Collisions	277
8.5	Center of Mass	281
8.6	Rocket Propulsion	284
	Summary	288
	Guided Practice	289
	Questions/Exercises/Problems	290



9 ROTATION OF RIGID BODIES 300

9.1	Angular Velocity and Acceleration	300
9.2	Rotation with Constant Angular Acceleration	305
9.3	Relating Linear and Angular Kinematics	307
9.4	Energy in Rotational Motion	310
9.5	Parallel-Axis Theorem	315
9.6	Moment-of-Inertia Calculations	317
	Summary	319
	Guided Practice	320
	Questions/Exercises/Problems	321

10 DYNAMICS OF ROTATIONAL MOTION 330

10.1	Torque	330
10.2	Torque and Angular Acceleration for a Rigid Body	333
10.3	Rigid-Body Rotation About a Moving Axis	336
10.4	Work and Power in Rotational Motion	342
10.5	Angular Momentum	344
10.6	Conservation of Angular Momentum	347

10.7	Gyroscopes and Precession	350
	Summary	353
	Guided Practice	354
	Questions/Exercises/Problems	355

11 EQUILIBRIUM AND ELASTICITY 365

11.1	Conditions for Equilibrium	365
11.2	Center of Gravity	366
11.3	Solving Rigid-Body Equilibrium Problems	369
11.4	Stress, Strain, and Elastic Moduli	373
11.5	Elasticity and Plasticity	379
	Summary	381
	Guided Practice	382
	Questions/Exercises/Problems	383

12 FLUID MECHANICS 394

12.1	Gases, Liquids, and Density	394
12.2	Pressure in a Fluid	396
12.3	Buoyancy	401
12.4	Fluid Flow	404
12.5	Bernoulli's Equation	406
12.6	Viscosity and Turbulence	410
	Summary	413
	Guided Practice	414
	Questions/Exercises/Problems	415

13 GRAVITATION 423

13.1	Newton's Law of Gravitation	423
13.2	Weight	427
13.3	Gravitational Potential Energy	430
13.4	The Motion of Satellites	432
13.5	Kepler's Laws and the Motion of Planets	435
13.6	Spherical Mass Distributions	439
13.7	Apparent Weight and the Earth's Rotation	442
13.8	Black Holes	443
	Summary	447
	Guided Practice	448
	Questions/Exercises/Problems	449

14 PERIODIC MOTION 457

14.1	Describing Oscillation	457
14.2	Simple Harmonic Motion	459
14.3	Energy in Simple Harmonic Motion	466
14.4	Applications of Simple Harmonic Motion	470
14.5	The Simple Pendulum	474
14.6	The Physical Pendulum	475
14.7	Damped Oscillations	477
14.8	Forced Oscillations and Resonance	479
	Summary	481
	Guided Practice	483
	Questions/Exercises/Problems	484

WAVES/ACOUSTICS**15 MECHANICAL WAVES 492**

15.1	Types of Mechanical Waves	492
15.2	Periodic Waves	494
15.3	Mathematical Description of a Wave	497
15.4	Speed of a Transverse Wave	502
15.5	Energy in Wave Motion	506
15.6	Wave Interference, Boundary Conditions, and Superposition	509
15.7	Standing Waves on a String	511
15.8	Normal Modes of a String	514
	Summary	519
	Guided Practice	520
	Questions/Exercises/Problems	521

16 SOUND AND HEARING 529

16.1	Sound Waves	529
16.2	Speed of Sound Waves	534
16.3	Sound Intensity	538
16.4	Standing Sound Waves and Normal Modes	542
16.5	Resonance and Sound	546
16.6	Interference of Waves	548
16.7	Beats	550
16.8	The Doppler Effect	552
16.9	Shock Waves	557
	Summary	559
	Guided Practice	561
	Questions/Exercises/Problems	562

THERMODYNAMICS**17 TEMPERATURE AND HEAT 569**

17.1	Temperature and Thermal Equilibrium	569
17.2	Thermometers and Temperature Scales	571
17.3	Thermal Expansion	574
17.4	Quantity of Heat	580
17.5	Calorimetry and Phase Changes	583
17.6	Mechanisms of Heat Transfer	589
	Summary	596
	Guided Practice	597
	Questions/Exercises/Problems	598

18 THERMAL PROPERTIES OF MATTER 607

18.1	Equations of State	607
18.2	Molecular Properties of Matter	613
18.3	Kinetic-Molecular Model of an Ideal Gas	616
18.4	Heat Capacities	622
18.5	Molecular Speeds	625

18.6	Phases of Matter	627
	Summary	630
	Guided Practice	631
	Questions/Exercises/Problems	632

19 THE FIRST LAW OF THERMODYNAMICS 641


19.1	Thermodynamic Systems	641
19.2	Work Done During Volume Changes	643
19.3	Paths Between Thermodynamic States	645
19.4	Internal Energy and the First Law of Thermodynamics	646
19.5	Kinds of Thermodynamic Processes	651
19.6	Internal Energy of an Ideal Gas	653
19.7	Heat Capacities of an Ideal Gas	654
19.8	Adiabatic Processes for an Ideal Gas	657
	Summary	660
	Guided Practice	661
	Questions/Exercises/Problems	662


**20 THE SECOND LAW OF THERMODYNAMICS 670**


20.1	Directions of Thermodynamic Processes	670
20.2	Heat Engines	672
20.3	Internal-Combustion Engines	675
20.4	Refrigerators	677
20.5	The Second Law of Thermodynamics	679
20.6	The Carnot Cycle	681
20.7	Entropy	687
20.8	Microscopic Interpretation of Entropy	693
	Summary	697
	Guided Practice	698
	Questions/Exercises/Problems	699

ELECTROMAGNETISM

21	ELECTRIC CHARGE AND ELECTRIC FIELD	706			
21.1	Electric Charge	707			
21.2	Conductors, Insulators, and Induced Charges	710			
21.3	Coulomb's Law	713			
21.4	Electric Field and Electric Forces	718			
21.5	Electric-Field Calculations	722			
21.6	Electric Field Lines	728			
21.7	Electric Dipoles	729			
	Summary	734			
	Guided Practice	735			
	Questions/Exercises/Problems	736			
22	GAUSS'S LAW	746			
22.1	Charge and Electric Flux	746			
22.2	Calculating Electric Flux	749			
22.3	Gauss's Law	753			
22.4	Applications of Gauss's Law	757			
22.5	Charges on Conductors	762			
	Summary	766			
	Guided Practice	767			
	Questions/Exercises/Problems	768			
23	ELECTRIC POTENTIAL	775			
23.1	Electric Potential Energy	775			
23.2	Electric Potential	782			
23.3	Calculating Electric Potential	788			
23.4	Equipotential Surfaces	792			
23.5	Potential Gradient	795			
	Summary	798			
	Guided Practice	799			
	Questions/Exercises/Problems	800			
24	CAPACITANCE AND DIELECTRICS	809			
24.1	Capacitors and Capacitance	810			
24.2	Capacitors in Series and Parallel	814			
24.3	Energy Storage in Capacitors and Electric-Field Energy	818			
24.4	Dielectrics	821			
24.5	Molecular Model of Induced Charge	827			
24.6	Gauss's Law in Dielectrics	829			
	Summary	830			
	Guided Practice	831			
	Questions/Exercises/Problems	832			
25	CURRENT, RESISTANCE, AND ELECTROMOTIVE FORCE	840			
25.1	Current	841			
25.2	Resistivity	844			
25.3	Resistance	847			
			25.4	Electromotive Force and Circuits	850
			25.5	Energy and Power in Electric Circuits	856
			25.6	Theory of Metallic Conduction	860
				Summary	863
				Guided Practice	864
				Questions/Exercises/Problems	865
			26	DIRECT-CURRENT CIRCUITS	872
			26.1	Resistors in Series and Parallel	872
			26.2	Kirchhoff's Rules	877
			26.3	Electrical Measuring Instruments	882
			26.4	R-C Circuits	886
			26.5	Power Distribution Systems	891
				Summary	895
				Guided Practice	896
				Questions/Exercises/Problems	897
			27	MAGNETIC FIELD AND MAGNETIC FORCES	906
			27.1	Magnetism	906
			27.2	Magnetic Field	908
			27.3	Magnetic Field Lines and Magnetic Flux	912
			27.4	Motion of Charged Particles in a Magnetic Field	916
			27.5	Applications of Motion of Charged Particles	919
			27.6	Magnetic Force on a Current-Carrying Conductor	921
			27.7	Force and Torque on a Current Loop	925
			27.8	The Direct-Current Motor	930
			27.9	The Hall Effect	932
				Summary	934
				Guided Practice	935
				Questions/Exercises/Problems	936
			28	SOURCES OF MAGNETIC FIELD	946
			28.1	Magnetic Field of a Moving Charge	946
			28.2	Magnetic Field of a Current Element	949



28.3	Magnetic Field of a Straight Current-Carrying Conductor	951	32.4	Energy and Momentum in Electromagnetic Waves	1089
28.4	Force Between Parallel Conductors	954	32.5	Standing Electromagnetic Waves	1094
28.5	Magnetic Field of a Circular Current Loop	955		Summary	1097
28.6	Ampere's Law	958		Guided Practice	1098
28.7	Applications of Ampere's Law	961		Questions/Exercises/Problems	1099
28.8	Magnetic Materials	965	OPTICS		
	Summary	970	<hr/>		
	Guided Practice	971	33	THE NATURE AND PROPAGATION OF LIGHT	1105
	Questions/Exercises/Problems	972	33.1	The Nature of Light	1105
29	ELECTROMAGNETIC INDUCTION	981	33.2	Reflection and Refraction	1107
29.1	Induction Experiments	982	33.3	Total Internal Reflection	1113
29.2	Faraday's Law	983	33.4	Dispersion	1116
29.3	Lenz's Law	990	33.5	Polarization	1118
29.4	Motional EMF	993	33.6	Scattering of Light	1125
29.5	Induced Electric Fields	995	33.7	Huygens's Principle	1127
29.6	Eddy Currents	997		Summary	1129
29.7	Displacement Current and Maxwell's Equations	998		Guided Practice	1130
29.8	Superconductivity	1003		Questions/Exercises/Problems	1131
	Summary	1005	34	GEOMETRIC OPTICS	1138
	Guided Practice	1006	34.1	Reflection and Refraction at a Plane Surface	1138
	Questions/Exercises/Problems	1007	34.2	Reflection at a Spherical Surface	1142
30	INDUCTANCE	1016	34.3	Refraction at a Spherical Surface	1150
30.1	Mutual Inductance	1016	34.4	Thin Lenses	1155
30.2	Self-Inductance and Inductors	1020	34.5	Cameras	1163
30.3	Magnetic-Field Energy	1023	34.6	The Eye	1166
30.4	The R - L Circuit	1026	34.7	The Magnifier	1170
30.5	The L - C Circuit	1030	34.8	Microscopes and Telescopes	1171
30.6	The L - R - C Series Circuit	1035		Summary	1176
	Summary	1037		Guided Practice	1177
	Guided Practice	1038		Questions/Exercises/Problems	1178
	Questions/Exercises/Problems	1039	35	INTERFERENCE	1187
31	ALTERNATING CURRENT	1046	35.1	Interference and Coherent Sources	1187
31.1	Phasors and Alternating Currents	1046	35.2	Two-Source Interference of Light	1191
31.2	Resistance and Reactance	1050			
31.3	The L - R - C Series Circuit	1055			
31.4	Power in Alternating-Current Circuits	1059			
31.5	Resonance in Alternating-Current Circuits	1062			
31.6	Transformers	1064			
	Summary	1068			
	Guided Practice	1069			
	Questions/Exercises/Problems	1070			
32	ELECTROMAGNETIC WAVES	1076			
32.1	Maxwell's Equations and Electromagnetic Waves	1076			
32.2	Plane Electromagnetic Waves and the Speed of Light	1080			
32.3	Sinusoidal Electromagnetic Waves	1085			



35.3	Intensity in Interference Patterns	1194
35.4	Interference in Thin Films	1198
35.5	The Michelson Interferometer	1203
	Summary	1205
	Guided Practice	1206
	Questions/Exercises/Problems	1207

36 DIFFRACTION 1213

36.1	Fresnel and Fraunhofer Diffraction	1213
36.2	Diffraction from a Single Slit	1215
36.3	Intensity in the Single-Slit Pattern	1218
36.4	Multiple Slits	1222
36.5	The Diffraction Grating	1224
36.6	X-Ray Diffraction	1228
36.7	Circular Apertures and Resolving Power	1231
36.8	Holography	1234
	Summary	1236
	Guided Practice	1236
	Questions/Exercises/Problems	1237

MODERN PHYSICS

37 RELATIVITY 1245

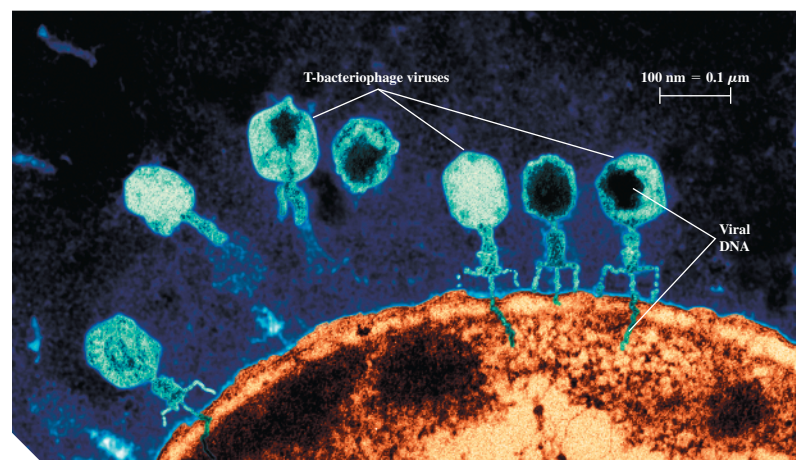
37.1	Invariance of Physical Laws	1245
37.2	Relativity of Simultaneity	1248
37.3	Relativity of Time Intervals	1250
37.4	Relativity of Length	1255
37.5	The Lorentz Transformations	1259
37.6	The Doppler Effect for Electromagnetic Waves	1263
37.7	Relativistic Momentum	1265
37.8	Relativistic Work and Energy	1267
37.9	Newtonian Mechanics and Relativity	1271
	Summary	1272
	Guided Practice	1273
	Questions/Exercises/Problems	1274

38 PHOTONS: LIGHT WAVES BEHAVING AS PARTICLES 1281

38.1	Light Absorbed as Photons: The Photoelectric Effect	1281
38.2	Light Emitted as Photons: X-Ray Production	1287
38.3	Light Scattered as Photons: Compton Scattering and Pair Production	1290
38.4	Wave-Particle Duality, Probability, and Uncertainty	1293
	Summary	1300
	Guided Practice	1301
	Questions/Exercises/Problems	1302

39 PARTICLES BEHAVING AS WAVES 1307

39.1	Electron Waves	1307
39.2	The Nuclear Atom and Atomic Spectra	1313



39.3	Energy Levels and the Bohr Model of the Atom	1318
39.4	The Laser	1328
39.5	Continuous Spectra	1331
39.6	The Uncertainty Principle Revisited	1336
	Summary	1339
	Guided Practice	1340
	Questions/Exercises/Problems	1341

40 QUANTUM MECHANICS I: WAVE FUNCTIONS 1349

40.1	Wave Functions and the One-Dimensional Schrödinger Equation	1349
40.2	Particle in a Box	1359
40.3	Potential Wells	1364
40.4	Potential Barriers and Tunneling	1368
40.5	The Harmonic Oscillator	1371
40.6	Measurement in Quantum Mechanics	1375
	Summary	1378
	Guided Practice	1379
	Questions/Exercises/Problems	1381

41 QUANTUM MECHANICS II: ATOMIC STRUCTURE 1388

41.1	The Schrödinger Equation in Three Dimensions	1388
41.2	Particle in a Three-Dimensional Box	1390
41.3	The Hydrogen Atom	1395
41.4	The Zeeman Effect	1403
41.5	Electron Spin	1406
41.6	Many-Electron Atoms and the Exclusion Principle	1413
41.7	X-Ray Spectra	1420
41.8	Quantum Entanglement	1423
	Summary	1427
	Guided Practice	1428
	Questions/Exercises/Problems	1429

42	MOLECULES AND CONDENSED MATTER	1436	44	PARTICLE PHYSICS AND COSMOLOGY	1511
42.1	Types of Molecular Bonds	1436	44.1	Fundamental Particles—A History	1511
42.2	Molecular Spectra	1439	44.2	Particle Accelerators and Detectors	1516
42.3	Structure of Solids	1443	44.3	Particles and Interactions	1520
42.4	Energy Bands	1446	44.4	Quarks and Gluons	1526
42.5	Free-Electron Model of Metals	1449	44.5	The Standard Model and Beyond	1530
42.6	Semiconductors	1453	44.6	The Expanding Universe	1532
42.7	Semiconductor Devices	1456	44.7	The Beginning of Time	1539
42.8	Superconductivity	1461		Summary	1547
	Summary	1461		Guided Practice	1548
	Guided Practice	1462		Questions/Exercises/Problems	1549
	Questions/Exercises/Problems	1463			
43	NUCLEAR PHYSICS	1470	APPENDICES		
43.1	Properties of Nuclei	1470	A	The International System of Units	A-1
43.2	Nuclear Binding and Nuclear Structure	1475	B	Unit Conversion Factors	A-3
43.3	Nuclear Stability and Radioactivity	1480	C	The British System of Units	A-3
43.4	Activities and Half-Lives	1487	D	Useful Mathematical Relations	A-6
43.5	Biological Effects of Radiation	1491	E	The Greek Alphabet	A-7
43.6	Nuclear Reactions	1493	F	Periodic Table of the Elements	A-8
43.7	Nuclear Fission	1496	G	Numerical Constants	A-9
43.8	Nuclear Fusion	1500		Answers to Odd-Numbered Problems	A-11
	Summary	1503		Credits	C-1
	Guided Practice	1504		Index	I-1
	Questions/Exercises/Problems	1505			

BRIEF CONTENTS

MECHANICS

1	Units, Physical Quantities, and Vectors	29
2	Motion Along a Straight Line	62
3	Motion in Two or Three Dimensions	94
4	Newton's Laws of Motion	128
5	Applying Newton's Laws	157
6	Work and Kinetic Energy	199
7	Potential Energy and Energy Conservation	229
8	Momentum, Impulse, and Collisions	263
9	Rotation of Rigid Bodies	300
10	Dynamics of Rotational Motion	330
11	Equilibrium and Elasticity	365
12	Fluid Mechanics	394
13	Gravitation	423
14	Periodic Motion	457

WAVES/ACOUSTICS

15	Mechanical Waves	492
16	Sound and Hearing	529

THERMODYNAMICS

17	Temperature and Heat	569
18	Thermal Properties of Matter	607
19	The First Law of Thermodynamics	641
20	The Second Law of Thermodynamics	670

ELECTROMAGNETISM

21	Electric Charge and Electric Field	706
22	Gauss's Law	746
23	Electric Potential	775
24	Capacitance and Dielectrics	809
25	Current, Resistance, and Electromotive Force	840
26	Direct-Current Circuits	872

27	Magnetic Field and Magnetic Forces	906
28	Sources of Magnetic Field	946
29	Electromagnetic Induction	981
30	Inductance	1016
31	Alternating Current	1046
32	Electromagnetic Waves	1076

OPTICS

33	The Nature and Propagation of Light	1105
34	Geometric Optics	1138
35	Interference	1187
36	Diffraction	1213

MODERN PHYSICS

37	Relativity	1245
38	Photons: Light Waves Behaving as Particles	1281
39	Particles Behaving as Waves	1307
40	Quantum Mechanics I: Wave Functions	1349
41	Quantum Mechanics II: Atomic Structure	1388
42	Molecules and Condensed Matter	1436
43	Nuclear Physics	1470
44	Particle Physics and Cosmology	1511

APPENDICES

A	The International System of Units	A-1
B	Unit Conversion Factors	A-3
C	The British System of Units	A-3
D	Useful Mathematical Relations	A-6
E	The Greek Alphabet	A-7
F	Periodic Table of the Elements	A-8
G	Numerical Constants	A-9
	Answers to Odd-Numbered Problems	A-11
	Credits	C-1
	Index	I-1



? Tornadoes are spawned by severe thunderstorms, so being able to predict the path of thunderstorms is essential. If a thunderstorm is moving at 15 km/h in a direction 37° north of east, how far north does the thunderstorm move in 2.0 h? (i) 30 km; (ii) 24 km; (iii) 18 km; (iv) 12 km; (v) 9 km.

1 Units, Physical Quantities, and Vectors

Physics is one of the most fundamental of the sciences. Scientists of all disciplines use the ideas of physics, including chemists who study the structure of molecules, paleontologists who try to reconstruct how dinosaurs walked, and climatologists who study how human activities affect the atmosphere and oceans. Physics is also the foundation of all engineering and technology. No engineer could design a flat-screen TV, a prosthetic leg, or even a better mousetrap without first understanding the basic laws of physics.

The study of physics is also an adventure. You'll find it challenging, sometimes frustrating, occasionally painful, and often richly rewarding. If you've ever wondered why the sky is blue, how radio waves can travel through empty space, or how a satellite stays in orbit, you can find the answers by using fundamental physics. You'll come to see physics as a towering achievement of the human intellect in its quest to understand our world and ourselves.

In this opening chapter, we'll go over some important preliminaries that we'll need throughout our study. We'll discuss the nature of physical theory and the use of idealized models to represent physical systems. We'll introduce the systems of units used to describe physical quantities and discuss ways to describe the accuracy of a number. We'll look at examples of problems for which we can't (or don't want to) find a precise answer, but for which rough estimates can be useful and interesting. Finally, we'll study several aspects of vectors and vector algebra. We'll need vectors throughout our study of physics to help us describe and analyze physical quantities, such as velocity and force, that have direction as well as magnitude.

1.1 THE NATURE OF PHYSICS

Physics is an *experimental* science. Physicists observe the phenomena of nature and try to find patterns that relate these phenomena. These patterns are called physical theories or, when they are very well established and widely used, physical laws or principles.

LEARNING OUTCOMES

In this chapter, you'll learn...

- 1.1 What a physical theory is.
- 1.2 The four steps you can use to solve any physics problem.
- 1.3 Three fundamental quantities of physics and the units physicists use to measure them.
- 1.4 How to work with units in your calculations.
- 1.5 How to keep track of significant figures in your calculations.
- 1.6 How to make rough, order-of-magnitude estimates.
- 1.7 The difference between scalars and vectors, and how to add and subtract vectors graphically.
- 1.8 What the components of a vector are and how to use them in calculations.
- 1.9 What unit vectors are and how to use them with components to describe vectors.
- 1.10 Two ways to multiply vectors: the scalar (dot) product and the vector (cross) product.

Figure 1.1 Two research laboratories.

(a) According to legend, Galileo investigated falling objects by dropping them from the Leaning Tower of Pisa, Italy, ...



... and he studied pendulum motion by observing the swinging chandelier in the adjacent cathedral.

(b) By doing experiments in apparent weightlessness on board the International Space Station, physicists have been able to make sensitive measurements that would be impossible in Earth's surface gravity.



CAUTION The meaning of “theory” A theory is *not* just a random thought or an unproven concept. Rather, a theory is an explanation of natural phenomena based on observation and accepted fundamental principles. An example is the well-established theory of biological evolution, which is the result of extensive research and observation by generations of biologists. |

To develop a physical theory, a physicist has to ask appropriate questions, design experiments to try to answer the questions, and draw appropriate conclusions from the results. **Figure 1.1** shows two important facilities used for physics experiments.

Legend has it that Galileo Galilei (1564–1642) dropped light and heavy objects from the top of the Leaning Tower of Pisa (Fig. 1.1a) to find out whether their rates of fall were different. From examining the results of his experiments (which were actually much more sophisticated than in the legend), he deduced the theory that the acceleration of a freely falling object is independent of its weight.

The development of physical theories such as Galileo’s often takes an indirect path, with blind alleys, wrong guesses, and the discarding of unsuccessful theories in favor of more promising ones. Physics is not simply a collection of facts and principles; it is also the *process* by which we arrive at general principles that describe how the physical universe behaves.

No theory is ever regarded as the ultimate truth. It’s always possible that new observations will require that a theory be revised or discarded. Note that we can disprove a theory by finding behavior that is inconsistent with it, but we can never prove that a theory is always correct.

Getting back to Galileo, suppose we drop a feather and a cannonball. They certainly do *not* fall at the same rate. This does not mean that Galileo was wrong; it means that his theory was incomplete. If we drop the feather and the cannonball *in a vacuum* to eliminate the effects of the air, then they do fall at the same rate. Galileo’s theory has a **range of validity**: It applies only to objects for which the force exerted by the air (due to air resistance and buoyancy) is much less than the weight. Objects like feathers or parachutes are clearly outside this range.

1.2 SOLVING PHYSICS PROBLEMS

At some point in their studies, almost all physics students find themselves thinking, “I understand the concepts, but I just can’t solve the problems.” But in physics, truly understanding a concept *means* being able to apply it to a variety of problems. Learning how to solve problems is absolutely essential; you don’t *know* physics unless you can *do* physics.

How do you learn to solve physics problems? In every chapter of this book you’ll find *Problem-Solving Strategies* that offer techniques for setting up and solving problems efficiently and accurately. Following each *Problem-Solving Strategy* are one or more worked *Examples* that show these techniques in action. (The *Problem-Solving Strategies* will also steer you away from some *incorrect* techniques that you may be tempted to use.) You’ll also find additional examples that aren’t associated with a particular *Problem-Solving Strategy*. In addition, at the end of each chapter you’ll find a *Bridging Problem* that uses more than one of the key ideas from the chapter. Study these strategies and problems carefully, and work through each example for yourself on a piece of paper.

Different techniques are useful for solving different kinds of physics problems, which is why this book offers dozens of *Problem-Solving Strategies*. No matter what kind of problem you’re dealing with, however, there are certain key steps that you’ll always follow. (These same steps are equally useful for problems in math, engineering, chemistry, and many other fields.) In this book we’ve organized these steps into four stages of solving a problem.

All of the *Problem-Solving Strategies* and *Examples* in this book will follow these four steps. (In some cases we’ll combine the first two or three steps.) We encourage you to follow these same steps when you solve problems yourself. You may find it useful to remember the acronym **I SEE**—short for *Identify, Set up, Execute, and Evaluate*.